

1. Login to Implant Concierge. Click on “Create Implant Concierge Case”



2. Specify the patient information, guided surgical kit, and implant system in the corresponding fields.

Patient Information

First Name

Last Name

Date of Birth

Gender

Surgery Information

Surgery Date

If no date has been set, please provide an expected date so that we may prioritize your cases.

Implant Information

Guided Kit [What is this?](#)

Implant Manufacturer

Brand

Choose Arch

- Maxilla Only
- Mandible Only
- Maxilla and Mandible

Next >

Then click the blue “Next” button.

3. Fill out the tooth chart on *Step 1* to reflect the patient's dentition at the time of the scan. Click on a tooth once to designate it as "missing". Click on the tooth a second time to show a dotted outline of the tooth, indicating it will be extracted at the time of surgery. Clicking the tooth a third time places the tooth back on the chart.

Create Treatment Plan

Fully Edentulous


Reset Charts

Step 1



Click on teeth to mark as "Missing" or "To Be Extracted" at time of surgery

Dentate Status At Time Of Scan



4. For the tooth chart on *Step 2 (Proposed Restorative Plan)*, please specify your *ideal* implant sites. Click on the pontic site once to have a virtual implant placed there.

Step 2



Click on pontic icon to indicate proposed implant location

Proposed Restorative Plan




5. **CBCT Scan:** Specify how the CBCT was captured and click the blue “Next” button. Please note, CBCT will be uploaded after the case has been created.

CBCT Scan

- Radiologist Interpretation
- Treatment Planning
- Surgical Guide - Maxilla
- Restorations

CBCT Scan




My CBCT

You have your own CBCT machine in your office. ...

[More Info...](#)

+ Select




My Scan Partner

I will get my CBCT scan from a local imaging center or colleague....

[More Info...](#)

+ Select



IC Scan Partner

Have a local IC Scan partner acquire a CBCT scan for your patient....

[More Info...](#)

+ 240.00

Next >

6. **Radiologist Interpretation:** If you have any anatomical or pathological concerns, you can have your CBCT interpreted by our in-house Board Certified Maxillo-Facial Radiologist. Please provide your area of interest or instructions to the radiologist in the provided text box. Please note, this is an optional service. If no interpretation is needed, please select “No Radiology Interpretation” and click the blue “Next” button.

CBCT Scan


Radiologist Interpretation

Treatment Planning

Surgical Guide - Maxilla

Restorations


Radiologist Interpretation



Radiology Interpretation

If you have pathological concerns or notice abnormal anatomy on your patient's CBCT, have your sca...

[More Info...](#)



No Radiology Interpretation

I do not need a Radiology Interpretation for this case. ...


[More Info...](#)

7. Treatment Planning:

Virtual Implant Plan- Implant Concierge will digitize your diagnostic cast(s), register the STL to the CBCT, create a 3D treatment plan, and host an online meeting for you to review and finalize the treatment plan. Select Virtual Implant Plan and click the blue “Next” button. Please note, your charges will reflect on the right-hand side.

- CBCT Scan
- Radiologist Interpretation
- Treatment Planning**
- Surgical Guide - Maxilla
- Restorations

Treatment Planning



Virtual Implant Plan

Implant Concierge will digitize your diagnostic cast(s), register the STL to the CBCT, create a 3D t...

[More Info...](#)

Charges

Virtual Implant Plan	\$150.00
	\$150

8. **Surgical Guide: Select your tooth borne guide and click the blue “Next” button. Please note, your charges should be updated to include the surgical guide.**

CBCT Scan


Radiologist Interpretation

Treatment Planning

Surgical Guide - Maxilla

Restorations

Surgical Guide - Maxilla



Tooth Borne

The most predictable and stable option! The surgical guide will rest directly on the patient's exi...

[More Info...](#)

Charges

Virtual Implant Plan	\$150.00
Tooth Borne	\$225
	\$375

9. Restorations: Please utilize the tooth chart if you are planning on requesting restorative services and products. If you would like to order a wax-up, please click on each tooth you would like included in the wax up and it will be reflected with a pink outline.

If you are planning on ordering a provisional, please click on a tooth twice to specify the requested provisional units (3 clicks will connect the units to indicate a bridge.) Please note that the provisional charge will include a wax-up from Implant Concierge as well.


Once the tooth chart has been filled out, please fill out the restorative fields below. If no restoration services are requested, you can skip this section completely and click the green “Complete Order” button.

- CBCT Scan
- Radiologist Interpretation
- Treatment Planning
- Surgical Guide - Maxilla
- Restorations

Restorative

To order a virtual waxup or surgery-ready provisional, click on restorative tooth chart.

- 1 WAXUP
- 2 PROVISIONAL SINGLE
- 3 PROVISIONAL BRIDGE



Select Provisional Shade

Select an option ▼

Proposed Restorative Plan

Select an option ▼

Ideal Surgical Implant Protocol

Select an option ▼

Ideal Prosthetic Plan

Select an option ▼

3D Printed Model

+ \$50.00

Essix with Teeth

+ \$100.00

Charges

Virtual Implant Plan	\$150.00
Tooth Borne	\$225
\$375	

◀ Back

✔ Complete Order

10. A summary of the requested services and products will now be shown. This page is for you to authorize our Implant Concierge team to begin working on your case. No charges will be incurred until the case is completed, therefore requested services and products can be adjusted throughout the life of the case as needed.

Review Charges

Review Charges and Authorize

Please review the charges below and click authorize to begin your case. You will not be billed until your case is complete.

Virtual Implant Plan

Virtual Implant Plan

\$150

Subtotal:

\$375

Patient Total:

\$0

Other:

\$0

Implant Concierge Surgical Guide - Tooth Borne

- - Maxilla - 1 implant(s)

\$225

Your Total:

\$375

 **Authorize**

You will not be billed until your Implant Concierge™ case is complete.